

Water Usage Reductions

In North America since 1999, DENSO has saved the equivalent of more than 1 billion 12-oz. bottles of water.

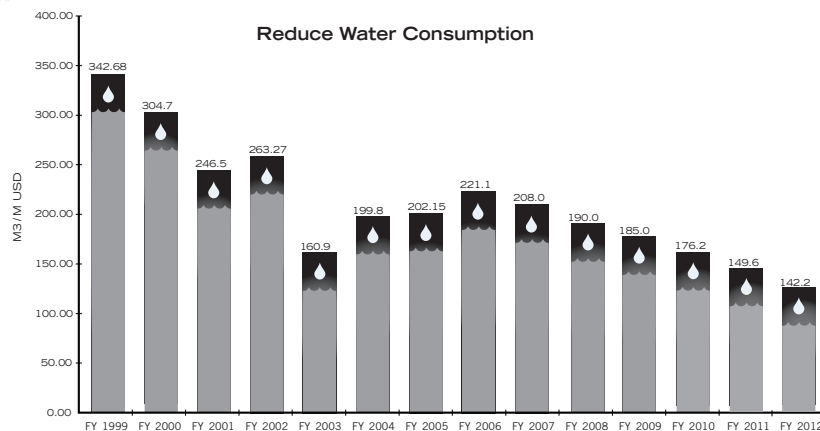
DENSO's target for reducing water use at North American manufacturing facilities was set at 54 percent by FY 2012, based on 1999 usage.

In 2012, we reached 68 percent reduction.

Some reduction activities undertaken at our North American facilities include:

- Utilizing automatic toilets, faucets and waterless urinals
- Reducing lawn sprinkling activities
- Reuse of waste water for irrigation
- Reducing use of cooling towers during colder periods

► Our performance data has been adjusted due to a change in our operational structure, which removed a previously included facility.



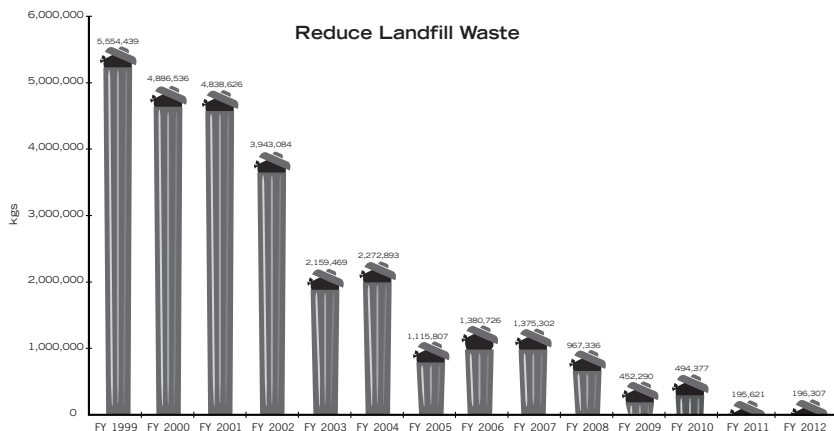
Landfill Waste Reductions

Through our reduce, reuse, recycle principles, DENSO manufacturing facilities have diverted 5,358 metric tons (5.36 million kgs) of garbage from North American landfills.

This is a 96.5 percent reduction from our 1999 landfill waste base level.

Some of the activities undertaken by our North American locations include:

- Increasing waste segregation to increase amounts recycled
- Replacing hand towels with electric hand dryers
- Participating in state-led programs to eliminate junk mail sent to sites
- Creating DENSO recycle teams to identify more recycling opportunities and enhance current efforts

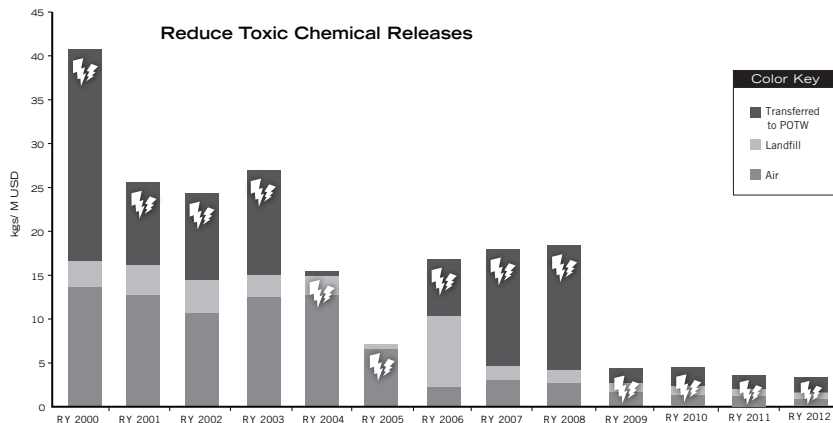


Chemical Release Reductions

Our U.S. manufacturing facilities are subject to reporting to the Toxic Release Inventory, administered by the U.S. Environmental Protection Agency. This publicly available database tracks toxic chemical releases and other waste management activities by industry in the United States.

Our U.S. facilities continue to reduce releases of these chemicals by using material substitutions and installing equipment to prevent or capture emissions.

Since 2000, our facilities have reduced chemical releases to Publicly Owned Treatment Works (POTW), landfills and air by 95 percent.



*Data from our manufacturing locations in Mexico are included in these figures (utilizing RETC reporting requirements). Data for our Canadian manufacturing location is not included in these figures.

**Reporting Year (RY) is January 1 – December 31

CO₂ Emission Reductions

Our North American manufacturing facilities are committed to reducing carbon dioxide. By the end of FY 2012 we achieved a 46 percent reduction in carbon dioxide emissions from our FY 2004 Baseline.

Our facilities have attained CO₂ reductions by:

- Conducting site energy audits
- Increasing the amount of natural lighting used on site
- Eliminating unnecessary lights
- Replacing existing lights with more energy efficient models
- Improving efficiency of compressed air system

